

BRANACH
SAFETY. OUR WAY OF LIFE

Superior height safety systems.

Engineered Ladder Solutions.



branach.com.au



Unique Construction

When it comes to safety, there is no compromise. That's why height safety is at the forefront of our entire product range from concept to construction.

Our wide range of fibreglass ladders and safety step platforms exceed the highest industry requirements, and will keep you safe while working across a vast array of heights.


Lightweight and portable


Our products are lightweight, easy to manoeuvre and remain ridged with minimal flex or bounce.



Tried and tested

At Branach our ladders undergo our most vigorous testing to ensure your safety at all times.






Electrically resistant and lightweight, all Branch ladders feature our unique fibreglass box rail. Industry proven and tested, the fibreglass box rail dramatically reduces twist and sway by up to 40%, while being both lighter and more durable than C-section ladders.

- Electrically resistant
- Lightweight
- Rigid & sturdy
- Reduced twist & sway
- Reduced bounce
- All-weather resistant
- Durable
- Repairable
- Low maintenance
- Highly visible

Patented Joint

Our strongbox joining system gives unparalleled performance in strength and stability.



Details matter

Our commitment to attention to detail is paramount, because we know it's the little features that make the biggest impact.



Safety Step Platforms

The Branach Safety Step Platforms comprise the WorkMaster Step Platform and CorrosionMaster Step Platform.

The WorkMaster Step Platform is stronger than any other fibreglass ladder on the market, and features a unique strongbox construction. The CorrosionMaster is built from fibreglass and stainless steel to withstand the harsh elements.

Features

- 1 **Front safety rail** situated at 900mm above the deck
- 2 **Lightweight and durable yet load rated to 150kgs**
- 3 **Unique construction** allows for quick action set up, **portability**, and easy store
- 4 **Larger deck** allowing greater movement
- 5 **Step plates** for added stability and purchase
- 6 **Equal step distance** to the ground, ensures safe access and egress





Specifications

FPL

WorkMaster 450mm Step Platform

Model				
FPL 0.6	0.60 m	0.98 m	150 kg	12.2 kg
FPL 0.9	0.90 m	1.10 m	150 kg	14.0 kg
FPL 1.2	1.20 m	1.23 m	150 kg	15.8 kg
FPL 1.5	1.50 m	1.35 m	150 kg	17.6 kg
FPL 1.8	1.80 m	1.48 m	150 kg	19.4 kg
FPL 2.1	2.10 m	1.60 m	150 kg	21.2 kg
FPL 2.4	2.40 m	1.73 m	150 kg	23.0 kg
FPL 3.0	3.00 m	1.98 m	150 kg	26.6 kg
FPL 3.6	3.60 m	2.23 m	150 kg	30.2 kg

FPW

WorkMaster 550mm Step Platform

Model				
FPW 0.6	0.60 m	0.98 m	150 kg	13.2 kg
FPW 0.9	0.90 m	1.10 m	150 kg	15.1 kg
FPW 1.2	1.20 m	1.23 m	150 kg	17.2 kg
FPW 1.5	1.50 m	1.35 m	150 kg	19.3 kg
FPW 1.8	1.80 m	1.48 m	150 kg	21.3 kg
FPW 2.1	2.10 m	1.60 m	150 kg	23.4 kg
FPW 2.4	2.40 m	1.73 m	150 kg	25.5 kg
FPW 3.0	3.00 m	1.98 m	150 kg	29.5 kg
FPW 3.6	3.60 m	2.23 m	150 kg	33.6 kg

FPS

CorrosionMaster Step Platform

Model				
FPS 0.6	0.60 m	0.98 m	150 kg	19.5 kg
FPS 0.9	0.90 m	1.10 m	150 kg	22.5 kg
FPS 1.2	1.20 m	1.23 m	150 kg	25.5 kg
FPS 1.5	1.50 m	1.35 m	150 kg	28.5 kg
FPS 1.8	1.80 m	1.48 m	150 kg	31.5 kg
FPS 2.1	2.10 m	1.60 m	150 kg	36.0 kg
FPS 2.4	2.40 m	1.73 m	150 kg	39.0 kg
FPS 3.0	3.00 m	1.98 m	150 kg	45.0 kg
FPS 3.6	3.60 m	2.23 m	150 kg	51.0 kg

-  Platform height
-  Front to rear spread
-  Maximum load rating
-  Weight

Extension and Single Ladders

Our extension and single ladder ranges are designed for maximum safety when working at heights.

Branach single and extension ladders are durable, repairable and use our strongbox construction technology, which provides dramatic rigidity and greatly reduces twist and sway. In a range of sizes and with an array of accessories, they are extremely customisable.

Features

- 1 **Lightweight** and **effortless action** to deploy
- 2 Flat D rungs provide **safety** and **comfort** to the height worker
- 3 **Branach latch** or conventional latch available
- 4 Swivel foot **maximises grip on uneven ground**
- 5 Complies to AS/NZ 1892.3 1996
ANSI-ASC A 14.5-2007



Specifications

FED

PowerMaster Extension

Model				
FED 3.0	2.14 m	3.00 m	160 kg	15.5 kg
FED 3.4	2.40 m	3.40 m	160 kg	18.5 kg
FED 4.0	2.70 m	4.00 m	160 kg	15.5 kg
FED 5.2	3.30 m	5.20 m	160 kg	18.5 kg
FED 6.4	3.90 m	6.40 m	160 kg	21.6 kg
FED 7.6	4.50 m	7.60 m	160 kg	27.1 kg
FED 8.8	5.10 m	8.80 m	160 kg	31.5 kg
FED 9.4	5.80 m	9.40 m	140 kg	35.5 kg
FED 9.8	5.80 m	9.80 m	120 kg	35.5 kg

FEF

CorrosionMaster Extension

Model				
FEF 3.4	2.40 m	3.40 m	150 kg	13.0 kg
FEF 4.0	2.70 m	4.00 m	150 kg	15.2 kg
FEF 5.2	3.30 m	5.20 m	150 kg	18.3 kg
FEF 6.4	4.00 m	6.40 m	150 kg	21.4 kg
FEF 7.6	4.60 m	7.60 m	150 kg	27.7 kg
FEF 8.8	5.20 m	8.80 m	150 kg	31.2 kg
FEF 9.4	5.80 m	9.40 m	150 kg	32.9 kg
FEF 9.8	5.80 m	9.80 m	120 kg	32.9 kg

FND

PowerMaster Single

Available in two widths: Fly 365mm or Base 450mm

Model			Fly / Base	
FND 2.4	2.40 m	160 kg	5.6 kg / 5.7 kg	
FND 3.0	3.00 m	160 kg	7.1 kg / 7.2 kg	
FND 3.6	3.60 m	160 kg	8.6 kg / 8.7 kg	
FND 4.2	4.20 m	160 kg	11.5 kg / 12.1 kg	
FND 4.8	4.80 m	160 kg	13.5 kg / 13.8 kg	
FND 5.4	5.40 m	160 kg	14.9 kg / 15.2 kg	
FND 6.0	6.00 m	160 kg	15.8 kg / 16.3 kg	

FNF

CorrosionMaster Single

Available in two widths: Fly 365mm or Base 450mm

Model			Fly / Base	
FNF 2.4	2.40 m	160 kg	6.2 kg / 6.6 kg	
FNF 3.0	3.00 m	160 kg	7.9 kg / 8.3 kg	
FNF 3.6	3.60 m	160 kg	9.6 kg / 9.9 kg	
FNF 4.2	4.20 m	160 kg	12.8 kg / 13.3 kg	
FNF 4.8	4.80 m	160 kg	14.6 kg / 15.0 kg	
FNF 5.4	5.40 m	160 kg	16.0 kg / 16.5 kg	

-  Closed height
-  Extended height
-  Height
-  Maximum load rating
-  Weight

Accessories

Safety Step Platforms



Front Split Rail
FT for FPW / FS for FPL /
FC for FPS



Rear Safety Rail
RW for FPW / RL for FPL /
RS for FPS



Tool Tray
TR



Platform Table
PL



Kick Board
KB



Lever Actuated Castors
CW for FPW / CN for FPL /
CC for FPS



Spring Loaded Castors
Suitable 0.6 to 1.8
CA for FPW & FPL



Outdoor Wheel Kit –
Two Legs OW



Outdoor Wheels –
All Legs OK



Terrain Master
TP



Foot Plates
PF for FPW & FPL /
SP for FPS



Extra Large Foot Plates
PX for FPW & FPL



Company Mark
MK



Ladder Tag Identification
ID

Extension and Single Ladders



Branch Latch



Conventional Latch
CL



Cable Hooks
CH



Fly Boot Protector
FB – Black / FW – White



Fly Lock Mechanism
FL



Fly Protector Strip
FP



Fly Section Ladder Wheels
LW



Terrain Master
TE



Rubber Feet
RF



Swivel Feet
SF



Grab Bar
GB



Arapoline Rope
AR



Bottom Lash
BL



Bottom Lash with Red Flag
BF



Top Lash
TL



Pole Chain
PC



Plastic Covered Pole Chain
PP



Pole Strap
PS



Centre Pull Rope CP
Available with
Conventional Latch (CL)



Rope Cleat
CT



Company Mark
MK



Ladder Tag Identification
ID



Tie Down Bar
TB



Wall Bracket
WB 370mm single ladders
WW 450mm single ladders

Terrain Master

Worldwide research indicates instability is the common factor in ladder falls, resulting in trauma and fatalities. 'Overreaching' and the ladder 'slipping out' is the leading cause of destabilising the ladder.

The Terrain Master was designed for just this purpose. It offers the convenience and stability that users and safety experts have been asking for.

Built to industrial standards to master the most punishing environments, the award-winning Terrain Master is 'Changing the face of height safety' with unprecedented stability.

Features

- 1 Fits to Branach **platforms, extensions** and **single ladders**
- 2 **Eliminates sideways twist** and **movement**
- 3 **Lightweight** and **durable**
- 4 **Folds within the envelope** of the ladder, making transport and handling **stress free**
- 5 **Extends to an incredible base of 1.3 metres**
- 6 **Both legs deploy and extend independently**, giving unparalleled **stability** and purchase to **uneven** or sloping ground

